



QUAVERS

AREA VIII: ILLINOIS, IOWA, KANSAS, MISSOURI, NEBRASKA
MARCH, 2006

CONFERENCE CORNER

We are receiving good reports concerning the upcoming Area VIII Main Conference in Council Bluffs, Iowa, June 29th – July 1st. Hotels are receiving lots of reservation calls, directors are purchasing their music and fund raising plans are being completed to raise monies for the trip. Please consider the many benefits of attending this conference.

Conductors: We have two of the world's best conductors in David Davidson and Jason Wells. What a wonderful opportunity we have in working under the direction of these handbell masters.

Music: The selected music is a wide variety of great handbell compositions. While the pieces are challenging, they are musically worthy, usable and sure to become favorite selections of your ringers.

Fellowship: Fun and fellowship are vital parts of every conference. Not only is it great to renew past friendships, but make new friends who enjoy and appreciate handbells. Valuable information is always gained from new contacts.

Concerts: Scheduled conference concerts are going to be outstanding. Never before have we offered so many. Not only will you hear the wonderful Pikes Peak Ringers and the brilliant and beautiful solo work of Michael Kastner, but also many other choirs are scheduled to ring 30-minute concerts throughout the conference. Of course, everyone looks forward to the Showcase Concert — always a conference favorite.

Facilities: The Mid-America Center is spacious, comfortable and beautiful. Mid-Am management has been great to work with and has certainly gone to extremes to insure a successful conference. They are proud to have us as guests and it shows. Registration prices are reasonable. Hotels are new, clean and roomy with most featuring a continental breakfast with hot items included. Parking is plentiful and FREE. This means great savings and lots of fun.

All this adds up to a spectacular conference. Please make your decision early to join us in Council Bluffs. Remember, "Early Bird" rates will end in March so sign up now to assure great prices and convenient hotel rooms for the "Best Conference Ever."

See you all soon in Council Bluffs. ***Let's reach 1000!!!***

Marilyn Droke, Chair

ELECTED OFFICERS

Chair

Marilyn Droke
College of the Ozarks
Point Lookout, MO 65726
417.334.6411 x 4231 (W)
ddroke@cox-internet.com

Chair-Elect

Debbie Llewellyn
3643 Cleveland
Brookfield, IL 60513
708.387.0858 (H)
708.352.2565 (W)
Dal60525@sbcglobal.net

Secretary

Cheryl Abney
417.886.6892
cabney8762@
worldnet.att.net

Treasurer

Mike Lamb
RR1 Box 313A
Petersburg, IL 62675
217.632.3153 (H)
217.899.2128 (cell)
mikeL3153@earthlink.net

Past Chair

Burnell Hackman
3517 Jeffco Blvd.
Arnold, MO 63010
636.464.0096 (W)
636.464.8645 (F)
burnell@bhackman.com

Website

www.areaviiii.org



ILLINOIS STATE COMMITTEE

Chair

KC Congdon

207 S Pine St
Lexington, IL 61753
309.365.2910
KC@stmatthew-ucc.org

Secretary

Beth McFarland

bethmcfarland@
ureach.com

Treasurer

Sharon Schmidt

skschmidt@
wideopenwest.com

Chimes

Diane Oster

doster@msn.com

Food

Anna Pugsley

annadesign@ameritech.net

Handbell Services

Debi Robey

debi@wideopenwest.com

Webmaster

Gary Dietschweiler

garydgss@hotmail.com

Website

www.il-agehr.org

CONTEMPORARY SERVICES

As a handbell director, I sometimes feel that bell choirs are stuck in a time warp because they are considered only a traditional service instrument, much like the organ. However, I would like to offer some ideas for choirs as they move into the next century so that they can become part of the contemporary service as well.

Composer Peggy Bettcher saw a need and filled it. Under Hope Publishing she has four volumes of *Easy to Ring Praise and Worship*. Her creativity has taken the syncopated rhythms and made them understandable for any choir. If your handbell choir is willing to sing, you could feasibly sing along with her arrangements. Peggy has even published some of the titles as sheet music if you are not interested in buying the complete collection.

Many original handbell compositions would work great in a contemporary setting. For example, Arnold Sherman's *Ovation of Praise* is an energetic, rhythmic piece that incorporates clapping or mallet clicks as part of the performance. Consider adding some choreography to enhance your presentation.

Easter and Christmas is always a struggle for the contemporary service on its own, let alone adding handbells to the mix. Do we continue with the praise songs or liven up the hymns and carols by adding percussion? Two of my favorite pieces are Kevin McChesney's *Now the Green Blade Riseth* also titled *Sing We Now of Christmas* and Arnold Sherman's *The Strife Is O'er*. Both of these pieces are traditional hymns set to a contemporary beat, almost to the point of complete camouflage.

Spirituals are always a big hit as you can add percussion. Many other composers have arrangements out there that incorporate various percussion instruments. *The Virgin Mary Had a Baby Boy*, *Mary Had a Baby*, *Amen*, *Do Lord*, *My Lord What a Morning*, *Halle, Halle, Halle* just to name a few that can be found through Jeffers Handbell Supply.

Patricia Sanders-Cota has also published some contemporary pieces. One of my favorites that I have used is her *Almighty Hope* #2057, which incorporates segments of the hymn *A Mighty Fortress*. I have joined forces with the praise band and written out parts for them to join us on the praise song and then have the bells only ring on the hymn tune. It was a growing experience for all of us.

While at a National Seminar, I attended Kevin McChesney's "Contemporary Worship" class and received many ideas. I am excited to see that he has actually started to publish what he showed us. Released in 2005 by Fred Bock #MFBBGH1005, *Thou Art Worthy* can be performed as a 3-5 octave bells only arrangement, with congregational singing, with solo instrument or voice, or as part of the praise band which uses 2-4 ringers.

I hope that these suggestions have given you some ideas as to how to participate in your contemporary services.

KC Congdon, Illinois State Chair

ILLINOIS
SPRING RING
MARCH 18, 2006
WITH
DR. JOHN
BEHNKE
AT
ELGIN
COMMUNITY
COLLEGE



IOWA STATE COMMITTEE

Chair

Chris Peck

2404 N 8th St

Lot 84

Red Oak, IA 51566

712.623.4096

Iowabells@hotmail.com

Treasurer

Anabeth Voigts

Davoigts@jtt.net

Secretary

Kathryn Jaeger

Jkjdjaeger@juno.com

Membership

Allison Hicks

Ahicks1000@aol.com

Eastern Rep

Aaron Hansen

Hansena@

waverly-shellrock.k12.ia.us

Western Rep

Marilyn Strachan

Marestrachan@yahoo.com

Webmaster

Carolyn Sternowski

Carolynlfs@mchsi.com

IOWA SPRING RING

Janet Carter

Join us at 1st UMC in Cedar Falls. There will be two groups of choirs (beginning and advanced). Each group will work up two (2) pieces plus one mass piece. We will begin at 8:00a and perform a concert at 5:00p.

IOWA INSIGHTS (CONT'D FROM LAST ISSUE)

So your local group has decided to attend a festival--perhaps it's something you've never done before. You've sent in your registration and you've purchased the music. Now what do you do? The correct answer is to learn to ring the music—to the best of your ability and then some. And know it well enough that you can respond to the leadership of the guest conductor whose interpretation may differ from that of your director at home. Here are some tips:

I. Know your Music and How to Ring It

- Time Signatures: know how to count 2/2 time and mixed meters.
- Key Signatures: know the key changes, which means bell changes.
- Recognize the "melody" vs. the "accompaniment" and know which you are.
- Know Articulations: PL, TD, MART, SK, LV and how to perform them.
- Make the music visual: ring whole notes w/slow rise of bell and full arm extensions.
- Observe the composer's markings: dynamics, contrasts, tempos, and accents.
- Prepare mentally and physically: have the correct mallet, chime, or bell in hand—before you need it.

II. Look up often so you can Watch the Conductor

- First use your eyes, and then use your ears...to watch the conductor.
- Memorize beginnings, endings, and page turns.
- Memorize any section where your part is exposed...then watch the conductor.
- Watch the conductor on all tempo changes, fermatas, caesuras, and ritards.
- Watch the conductor when ringing arpeggios, so that you're neither early nor late.

III. Prepare yourself

- Arrive rested, wear supportive shoes, comfortable clothing, wrist braces.
- Bring the glasses that help you most in seeing the music and the conductor.
- Bring band-aids, moleskin, extra gloves, (or all three) to prevent blisters.
- Plan not to bring food or drink to the bell tables, unless it's bottled water.
- Plan on no talking or random ringing during rehearsals. Stay focused.
- Enjoy the event's great musical moments as well as its many routine joys.

IV. Return home with a new appreciation of the skills needed for beautiful ringing and a new depth of ringing knowledge that you can use in all the years to come. Enjoy!

Eunice Tarum



KANSAS STATE COMMITTEE

Chair

Marilyn Lake
142 Terrace Trail S
Lake Quivira, KS 66217
913.962.4005
Lqrngldr@kc.rr.com

Past Chair

Eunice Tarum
Emtarum@sbcglobal.net

Treasurer

Karen Blakeslee
Kblakesl@oznet.ksu.edu

Chimes

Margaret Burnette
Msburnette@sbcglobal.net

Workshop

Julie Glaum
Tglaum@agris.com

Brenda Heard
Brenda@ehumc.org

Website

**home.kc.rr.com/
kansasarea8**



TRADITIONAL SERVICES

My family and I worship at a small Presbyterian church in the Kansas City area, and not surprisingly, the MUSIC is what has attracted us to this worship community. The congregation has about 400 members, a pipe organ (quite new Cassavant), not one but TWO organists on staff, 3 octaves of bells and chimes, and an after school music program for the community. I know of at least six practicing, professional musicians/educators who are members of this church, who share their gifts regularly with the congregation. We are NOT on the paid staff (myself included). They regularly worship with a very high caliber of music...for example; the Mozart *Requiem* will be performed in April.

I asked several questions to Stephanie Henry, our director of music, and I hope you find her answers helpful and relevant:

Q: What type of worship services do you hold?

A: Both worship services are traditional. One is early and intimate (in the chapel), the second is later and in the main sanctuary. My philosophy on corporate worship is that it is really more for folks needing connections to others of similar socio/economic strata in their study and progress as Christians.

Q: Do you follow a lectionary?

A: Outside occasional sermon sketches, service themes, and lectionary citations, there isn't a lot of input for me to coordinate music. The ministerial and music staff selects hymnody. Lectionary is abandoned at certain times of the year.

Q: Have you ever considered offering a contemporary service?

A: Our congregation is traditional. Suggestions about contemporary styles have been met with mild (if unanimous) resistance. We have never tried a contemporary service in the three years that I have been here. I don't count the Taize service as contemporary.

Q: What is the age of the congregation?

A: The congregation mean is 57. We have active Sunday school classes, youth groups and senior activities.

Marilyn Lake ~ Kansas State Chair





MISSOURI STATE COMMITTEE

Chair

Kathy Harrison
2377 S Hilton Ave
Springfield, MO 65807
417.889.2555
kathy917@aol.com

Past Chair

Anne Miller
AnneMiller_handbells@
yahoo.com

Chimes

Ed Rollins
Rollins@fbc-columbia.org

Webmaster

Burnell Hackman
Burnell@bhackman.com

Others

Briana Belding
Bbelding@
columbia.k12.mo.us

Sherry Boland
BolandSE@aol.com

Ray Haring
joahH@showme.net

Sally Johnson
BellLadySally@
sbcglobal.net

FROM BELL CHOIR TO SOLO RINGING

In the 1970's I was invited to become a part of a handbell choir. When approached, I asked, "What's a handbell?" Well, it took almost no time at all to fall in love with the music. In my third year of ringing I attended a Festival in San Francisco and for the first time heard a handbell soloist. She was 16 and I was in my 20's. I was awestruck and told myself, "If she can do it, I can do it too." Based on my observations, I requested practice time to use our church's handbells and began by trial and error to learn what to do.

Following a series of personal tragedies, I developed a desire to provide comfort to lonely people in nursing homes by bringing them a gift of music. In 1986, my parents made the generous offer to purchase a 3-octave set of Malmark Choirchimes for me with the idea that transporting and setting them up frequently would be less cumbersome than handbells. A musician from the church I attended then offered to work with me on recording some custom accompaniment cassette tapes containing only the harmony parts, thus beginning the development of a repertoire. Over the years, as my skills improved, this expanded into a "choirchime ministry" with its focus on touching lives, that led to many opportunities for sharing the music around the world.

A couple of years ago it looked as though that would come to a sudden halt. I tripped over our family dog causing a fall onto pavement that badly shattered my wrist. The doctors felt I would never be able to play another note, but God's help and my passion for sharing the music were powerful forces. After months of therapy, intense practice and a commitment to continue in spite of the pain, I resumed doing frequent programs for seniors, playing regularly in churches, for civic functions and at the City of Hope.

Seniors and those in hospital type settings especially appreciate this music but it is also appropriate for use in churches and other functions. Though the primary focus of the music is to bring comfort, it is also ideal for providing the novice or "wanna be" solo ringer with the ability to play successfully rather quickly.

Betty J. Price, Chime Soloist
www.chimesoloist.com





NEBRASKA STATE COMMITTEE

Chair

Natalie Radcliffe
1211 12th Ave
Kearney, NE 68845
308.236.9815
natalie_radcliffe@
hotmail.com

Secretary

Janet Chiocchi
janetch@neb.rr.com

Treasurer

Mary Kettelhut
makettel@inetnebr.com

Chimes

Nancy Youngman
nyoungm@lps.org

Others

Mike Allen
jmallen@hamilton.com

Gaye Schlichting
glschlichting@msn.com

Vicky Vandervort
paradox616@aol.com

Joyce Miller
Joyce-Miller@msn.com

Sarah Strawn
figment_86@hotmail.com

Angela Wright
angela.wright@
kearneypublic.org

Website

www.agehr-ne.org

MARILYN A. KIELNARZ

May 20, 1957—January 30, 2006

Marilyn A Kielniarz, 48, died of complications from breast cancer. A memorial service was held Saturday, February 4, 2006 on the Creighton campus.

Marilyn shared her passion for music with college students and the community at large. A Creighton University professor of music, she was chairwoman of the Department of Fine and Performing Arts. She performed with the Omaha Symphony and was music director at Central Congregational Church.

"She was very goal-driven, industrious and ambitious," said her husband, Ken Kielniarz, of Omaha. "She was very people-loving, and she really excelled at academic endeavors."

Marilyn took her first piano lessons at the age of 4. She played the viola and French horn in high school. She later mastered the harp and studied the organ.

A 1975 graduate of Omaha Benson, she earned multiple degrees at Northwestern University. She returned Omaha in 1986.

Kielniarz taught students, faculty and community members how to play gamelan, a set of percussion instruments including drums and gongs made from iron, bronze and teak found mainly in Indonesia.

She was on the Omaha Symphony board and president-elect of the American Guild of English Handbell Ringers (AGEHR).

Her husband, Ken and her mother, Elinor, both of Omaha, survive her.

Omaha World Herald



In Lieu of flowers:

A memorial scholarship fund has been set up through the American Guild of English Handbell ringers to be awarded to a music educator for the use at the National Seminar. The Marilyn A. Kielniarz memorial scholarship fund will also place a plaque in her memory at the music department of Creighton University. To make donations please visit the website at www.agehr.org/aboutfiles/board.asp or mail your donation to:

Marilyn A Kilenarz Memorail Scholarship Fund
AGEHR

1055 Centerville Station Rd
Dayton, OH 45459



AGEHR SPONSORED EVENTS

2006	EVENT	CLINICIAN	LOCATION
Mar 4 L.3 8:00-4:00 L.1-2 12:00-4:00	Ring in the Spring	Jefferey Hall Kipp Willnauer	UMC of the Resurrection Leawood, KS Gwen Gepford Ggepford@yahoo.com
Mar 18 9:00-5:00	Illinois State Spring Ring	Dr. John Behnke	Elgin Community College 1700 Spartan Dr Elgin, IL KC Congdon 309-365-2910 Kc@stmatthew-ucc.org
Apr 29 8:00-6:00	Iowa State Spring Ring	Janet Carter	1st UMC 723 Washington St Cedar Falls, IA Aaron Hansen 319-277-8741 Hansena@waverly-shellrock.k12.ia.us
Jun 29—Jul 1	<i>Ringin' Up Another Storm</i> Area VIII Conference	David Davidson Jason Wells	Mid-America Center Council Bluffs, IA Cheryl Abney 417-886-6892 Cabney8762@worldnet.att.net
Jul 12—15	AGEHR National Seminar Milwaukee Masters: Where Education & Inspiration Meet	Various	Hilton Milwaukee City Ctr Milwaukee, WI Www.agehr.org 937-438-0085 x 114
Jul 9—14	16th Intergenerational Handbell Camp	Kipp Willnauer	Heartland Presby Ctr Parkville, MO Kipp Willnauer Willnauk@hotmail.com

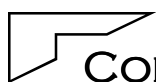


AGEHR SPONSORED EVENTS
LISTED HERE.
YOU CAN INCLUDE YOURS BY
SENDING YOUR INFO TO:
KC@STMATTHEW-UCC.ORG

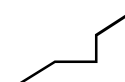


UPCOMING CONCERTS

2006	CONCERT	LOCATION	CONTACT
Mar 5 5:00p	The Agape Ringers \$\$	Wesley UMC 21 E Franklin Naperville, IL	Belinda Cheek 630.355.1834 Www.agaperingers.org
Mar 11 3:00p	Bells in Motion Benefit Concert for Habitat for Humanity	1st Congregational 2100 Bates Ave Springfield, IL	Mike Lamb Www.bellsinmotion.org
Mar 18 7:30p	Bells in Motion	St John's Lutheran 600 6th Ave Des Moines, IA	Mark Babcock 515.243.7691 Www.bellsinmotion.org
Mar 19 7:00p	Bells in Motion	Dundee Presbyterian 5312 Underwood Ave Omaha, NE	Paul Koenig 402.558.2330 Www.bellsinmotion.org
Mar 20 7:00p	Bells in Motion	Woodland Baptist 6915 N Allen Rd Peoria, IL	Bill Smith 309.691.2096 Www.bellsinmotion.org
Apr 30 7:00p	The Agape Ringers	St John's Lutheran 4 N Brainard LaGrange, IL	Jerry Kuker 708.354.1690 x 222 Www.agaperingers.org
May 7 3:00p	Bells in Motion Spring Concert \$\$	Hoogland Center for the Arts 420 S 6th St Springfield, IL	Hoogland Center 217.523.2787 Www.bellsinmotion.org
May 7 4:00p	The Agape Ringers	St John's Lutheran 2650 Plainfield Joliet, IL	Shirley Harbeck 815.439.2320 Www.agaperingers.org
May 20 7:00p	Gateway Ringers	Holy Trinity Lutheran 2030 Union Rd St Louis, MO	Jeff White Reedstop@prodigy.net Www.gatewayringers.org
May 21 3:00p	Gateway Ringers	Holy Cross Lutheran 2650 Miami St St Louis, MO	Diane Stout Stout_Diane@yahoo.com Www.gatewayringers.org
May 21 4:00p	Chicago Bronze Spring Concert	St Mark's Lutheran 27 S Edgelawn Dr Aurora, IL	Church office 630.897.6891 Www.chicagobronze.com



CONCERTS LISTED FOR FREE IN THE AREA VIII
NEWSLETTER. SEND INFO TO
KC@STMATTHEW-UCC.ORG





Baja Bound

January 6-13th, 2007

Bells of the Cascades presents a
7-Day Mexican Riviera cruise
aboard the *ms Oosterdam*
featuring guest clinician Jason
Wells, founder of Ring of Fire.

*Ports of call include Puerto
Vallarta, Cabo San Lucas &
Mazatlan!*



Inside Stateroom from \$1016.91
Oceanview Stateroom from \$1176.91
Verandah from \$1266.91



Includes all Bells of the Cascades activities and classes, a hosted
cocktail party, most meals and entertainment aboard the ship and
all taxes and port charges!

**PLUS - When deposited by March 31, receive \$20 shipboard
credit per person for an inside stateroom, \$30 shipboard
credit per person for an oceanview stateroom and \$40
shipboard credit per person for a verandah!**

Azumano Travel
Est. 1949



Travel
Services
Representative

Cruises By Azumano

503-294-1718

800-395-5578



**Holland
America Line**

**FOR MORE INFORMATION, GO TO
WWW.AZUMANO.COM/BELLS**

Prices are per person based on double occupancy and subject to availability. Port charges
and government fees are included. Airfare is additional. Other restrictions may apply.

RUDY'S ROOST

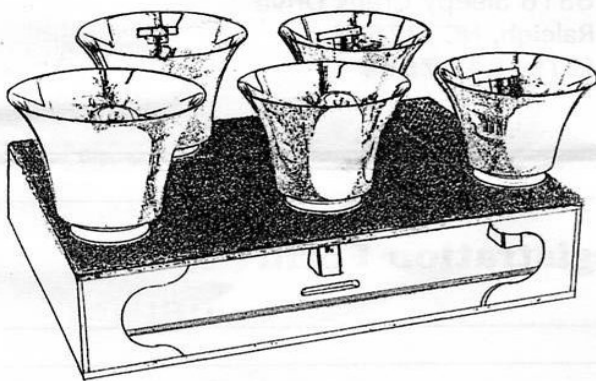
Tips and Tricks

Part 4: Do you have a Box Lunch to go with your Boxed Bells?

OK. So you have those wonderful 5th octave, bass bells sitting in the closet because you don't have anyone big enough nor strong enough to lift those Bad Boys and ring them with style. It's true not all bell choirs have a bass bell ringer who moonlights as a Center on a professional basketball team. Or a bass bell ringer who could go head-to-head with the Governator in arm wrestling and win. But you know that you are missing a lot of great music because those Bass Bells are hidden in the closet. What's a director to do?

Well, I'll tell you. You take them out of the closet. You put them in your brand-new Rudy Bass Bell Box. Then anyone of any size can ring those big puppies!

The Rudy Bass Bell Box



32 inches by 22 in. by 7 in. high

And where do you get your very own Rudy Bass Bell Box? If you have been reading my last three columns of Tips and Tricks, you already know the answer: You make it.

This column is a little different from previous Tips and Tricks, because I am only going to share with you the general steps of construction. To get complete plans of the Rudy Bass Bell Box e-mail me at TheRudyBell@aol.com and I will e-mail the plans to you free-e-e-e-e!

Here's how to make the Rudy Bass Bell Box which holds bass bells C3 through E3 (though you can also substitute F4 thru G4 the bigger bells):

Step #1: Take 1 sheet of 1/2 inch thick structural plywood and cut 3 panels per plan. These will form the top, middle and bottom shelves of your Bass Bell Box.

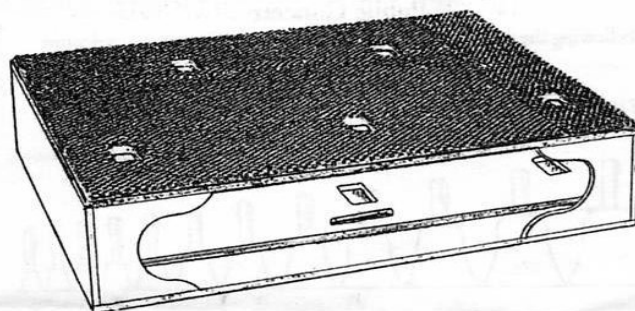
Step #2: Cut into the top and middle shelves the holes for the handles of the bass bells.

Step #3: Cut out the side panels of the box and the reinforcing gussets per plan.

Step #4: Screw and glue the pieces parts of plywood together (per plan) to form your Bass Bell Box.

Step #5: Paint your Box some cool color like psychedelic pink or shocking chartreuse. Of course Concert Black also works. Glue carpet squares on the top to cushion the bells. And you're done!

Empty Bass Bell Box



Tip #1: The structural grade of plywood that you want to use is: AC or CD plugged. You do not want any voids in the plies of the plywood. Do not use particleboard.

Tip #2: Cut a handhold slot in the middle shelf. Size: 1 inch wide by 5 inches long. Refer to the picture. This will make carrying your prized Rudy Bass Bell Box a breeze. Be sure to round the corners and edges of the handhold.

Tip #3: Add Velcro strips along the front edge of your Bass Bell Box so that you can hang a cloth skirt there for concerts.

The Rudy Bass Bell Box can make anyone into a Bass Bell Ringer, the most coveted title in any Bell Choir. And it stores easily on any side. Don't let your valuable bass bells languish in the closet any longer. Build your Bass Bell Box and let your bass bells come out and play!

See you next time, weather permitting. - Rudy Rodriguez

Reprinted by permission from **The Twelfth Tone** XVII:4—
Page 9 of 22 pages.

Rudy Rodriguez has a column in **The Twelfth Tone** called *Tips and Tricks*.



APPOINTED CHAIRS

Education

Sandy Denton

2301 W Claire
Lincoln, NE 68523
402.477.4199 (w)
Sandy@FBCLincoln.org

Historian

Mary Kettelhut

7200 Van Dorn St
Apt 263
Lincoln, NE 68506
402.483-9940 (h)
Makettel@inetnebr.com

Membership

Kipp Willnauer

PO Box 364
Gardner, KS 66030
913.884.6935 (h)
Willnauk@hotmail.com

Resource Librarian

Kelly Stohl

1916 Melody Ln
Arnold, MO 63010
636.296.6678
Ladybunnykjs@
netzero.com

CONFERENCE REGISTRATION DEADLINES

Registration forms may be downloaded from our website: www.agehrviii.org or by contacting Cheryl Abney at 417.886.6892 / cabney8762@worldnet.att.net. They may also be found in your November, 2005 issue of the *Quavers*.

Super-Early Bird	March 1, 2006	\$215.00
Early Bird	April 15, 2006	\$245.00
Regular	June 29, 2006	\$260.00
Commuter fee	No meals included	\$50.00/day
Non-participating Spouse/Chaperone	Meal package	\$65.00

HANDBELL SERVICES, INC.
Everything for handbell/handchime ringers and directors. Gifts, music, services, supplies and more.
www.handbellservices.com

1213 Mason Street
Dearborn, MI 48124-2841
phone: (800) 37-BELLS
fax: (313) 278-5229
e-mail: info@handbellservices.com





*2006 Area VIII Conference
Council Bluffs*

Come One,
Come All
To The
Area VIII Conference
June 29—July 1, 2006

**Is your address incorrect? Are you moving? Then contact Headquarters:
Dan Virzi 800.878.5459 x 112 membership@agehr.org**

AREA VIII

American Guild of English Handbell Ringers
PO 6533
Branson, MO 65616-6533

NON-PROFIT

Organization
US Postage Paid
Wheaton, IL
Permit #21